

Making disciples

A blue-tinted night photograph of a city street. In the foreground, there is a traditional building with a curved roof. The street is illuminated by streetlights, and a suspension bridge is visible in the background. The overall scene is dark with some lights from buildings and streetlights.

Petri Voges

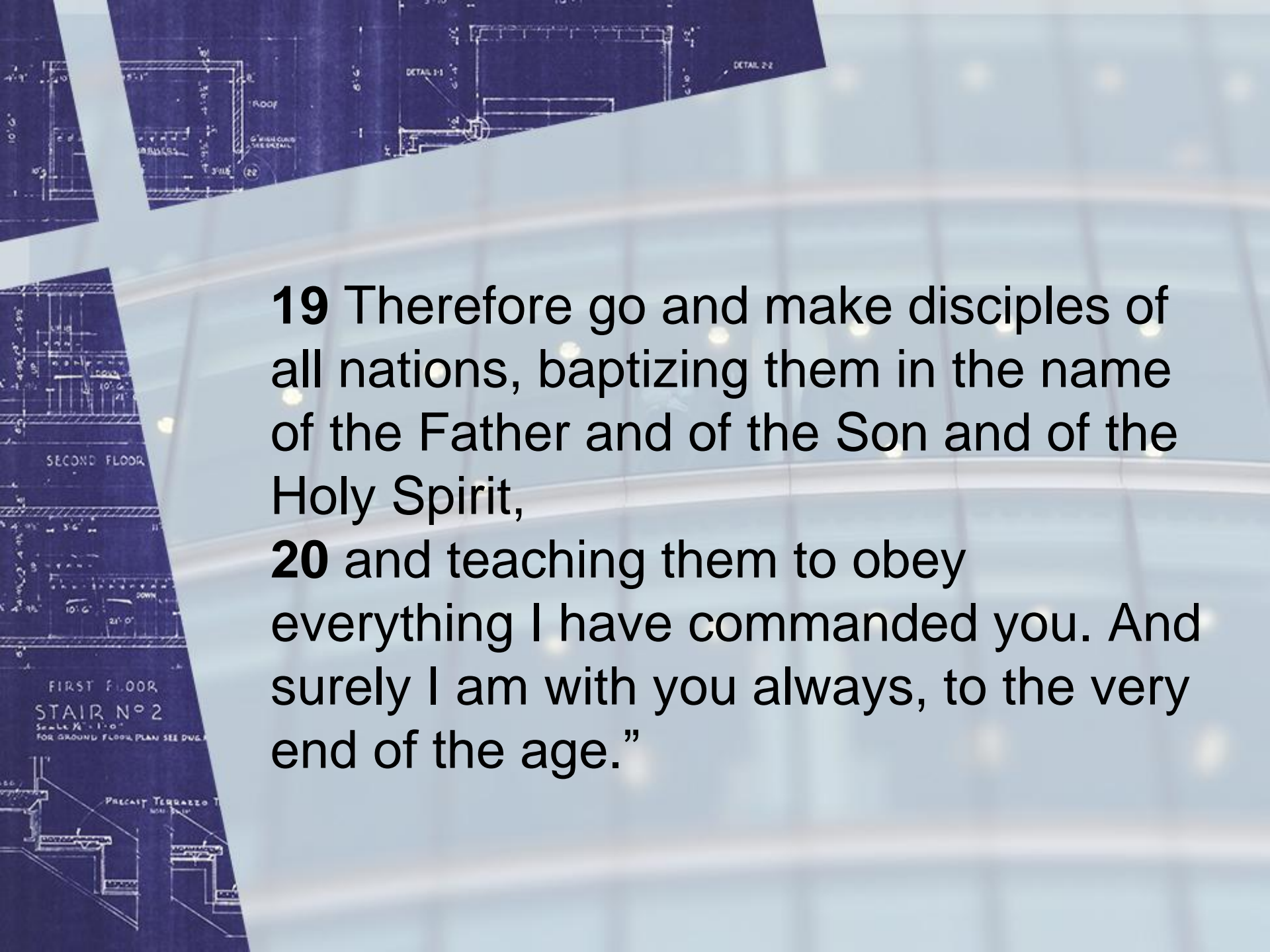
The background of the slide features several overlapping architectural blueprints. On the left, there are sections labeled 'SECOND FLOOR' and 'FIRST FLOOR STAIR NO 2'. At the top, there are sections labeled 'FLOOR' and 'DETAIL 1-1' and 'DETAIL 2-2'. The blueprints show various structural elements, dimensions, and annotations in white lines on a dark blue background.

Matt 28:16-20 - The great commission

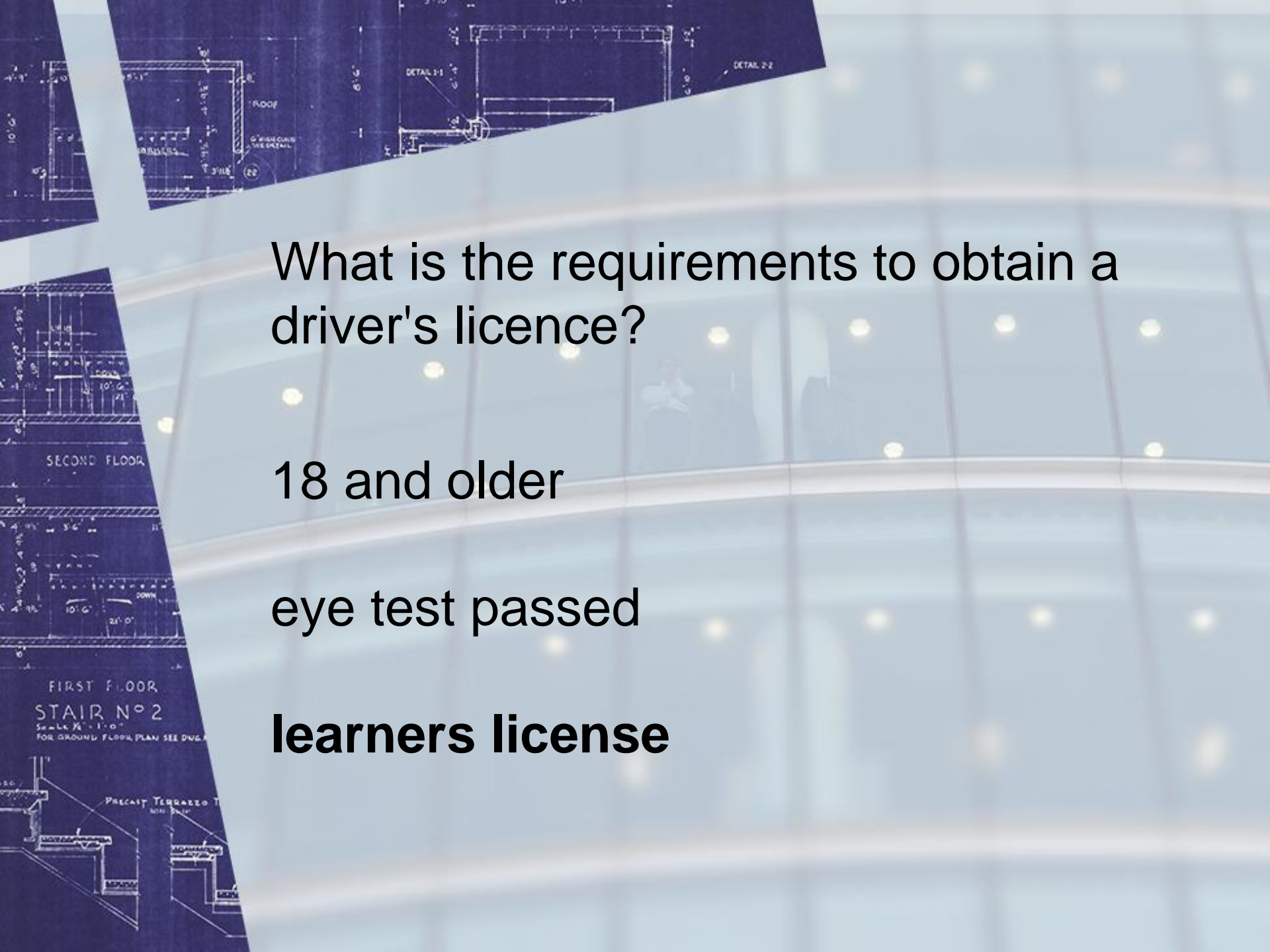
16 Then the eleven disciples went to Galilee, to the mountain where Jesus had told them to go.

17 When they saw him, they worshiped him; but some doubted.

18 Then Jesus came to them and said, “All authority in heaven and on earth has been given to me.

The background features several overlapping architectural blueprints. The top blueprint shows a 'ROOF' plan with dimensions and labels like 'DETAIL 1-1' and 'DETAIL 2-2'. The middle blueprint is labeled 'SECOND FLOOR' and shows a staircase with 'DOWN' arrows and dimensions. The bottom blueprint is labeled 'FIRST FLOOR' and 'STAIR N°2', with a scale of 'SCALE 1/4" = 1'-0"' and a reference to 'FOR GROUND FLOOR, PLAN SEE DWG.'. The blueprints are set against a light blue background with a grid of white lines and soft, out-of-focus light spots.

19 Therefore go and make disciples of all nations, baptizing them in the name of the Father and of the Son and of the Holy Spirit,
20 and teaching them to obey everything I have commanded you. And surely I am with you always, to the very end of the age.”

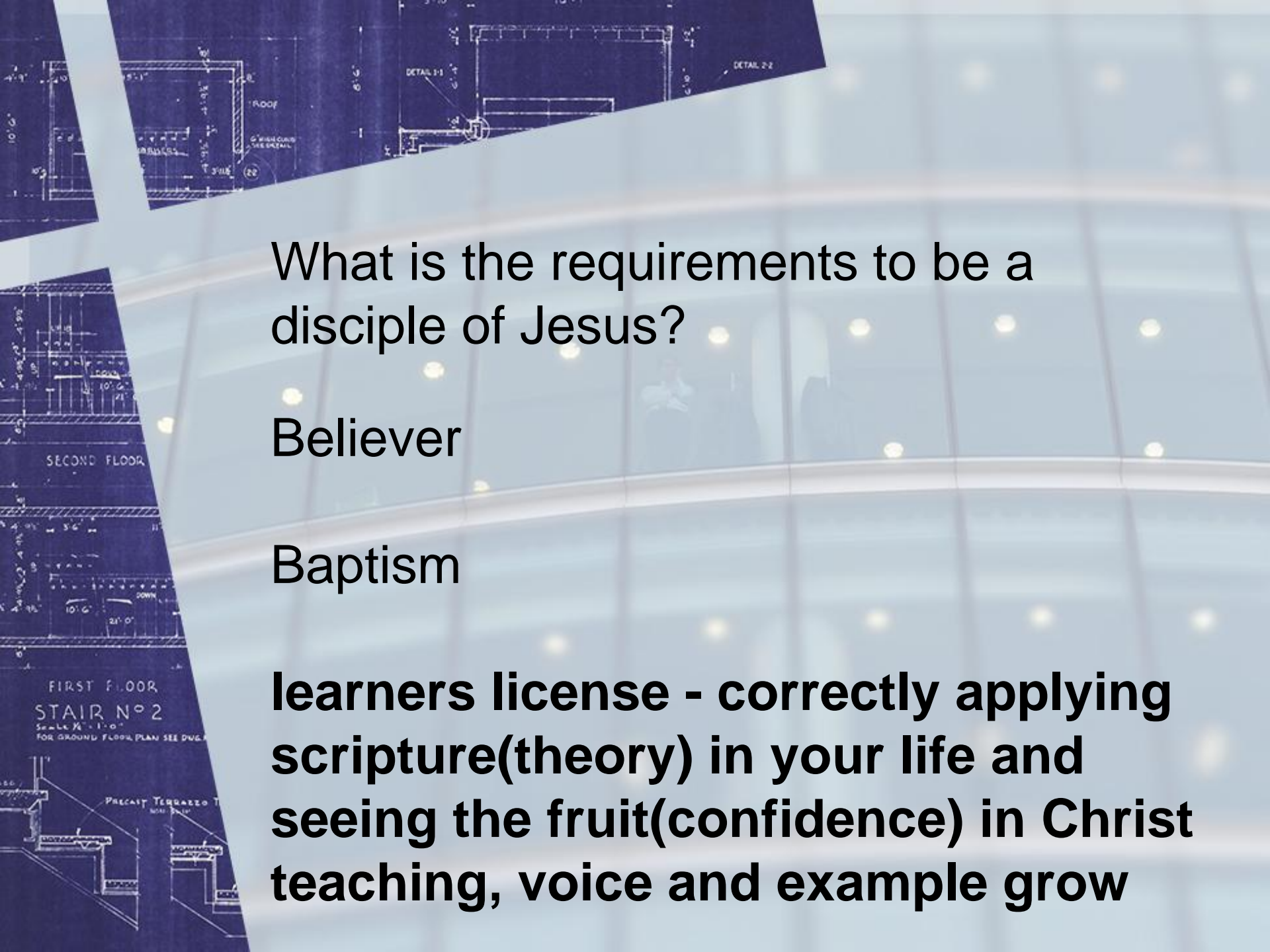
The background features a collage of architectural blueprints on the left side, showing floor plans for a 'ROOF', 'SECOND FLOOR', and 'FIRST FLOOR' with various dimensions and labels like 'DETAIL 1-1' and 'DETAIL 2-2'. On the right side, there is a blurred image of a modern building with a curved glass facade and interior lights.

What is the requirements to obtain a driver's licence?

18 and older

eye test passed

learners license



What is the requirements to be a
disciple of Jesus?

Believer

Baptism

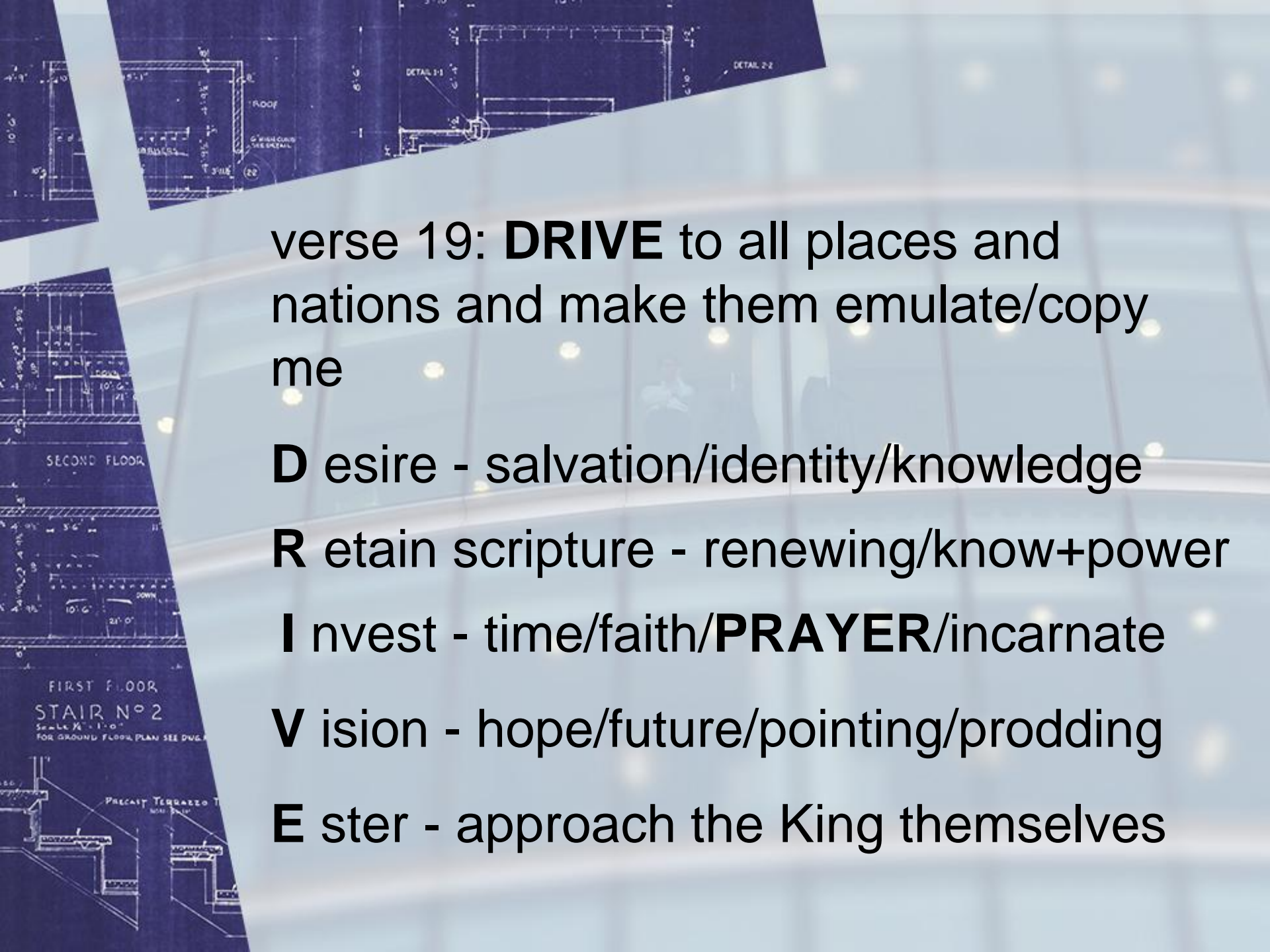
**learners license - correctly applying
scripture(theory) in your life and
seeing the fruit(confidence) in Christ
teaching, voice and example grow**

The background of the slide is a composite image. On the left, there are several sheets of architectural blueprints. The top sheet shows a 'FLOOR' plan with dimensions like '4'-9"', '10'-0"', and '95'-1"'. Below it is a 'SECOND FLOOR' plan with dimensions like '10'-0"', '21'-0"', and '3'-6"'. The bottom sheet is a 'FIRST FLOOR' plan for 'STAIR NO 2' with a 'SCALE 1/4" = 1'-0"' and a note 'FOR GROUND FLOOR, PLAN SEE DWG...'. On the right, there is a photograph of a modern building interior with a curved, glass-enclosed staircase and a ceiling with recessed circular lights.

verse 16: Obedience

verse 17: Acknowledge Jesus as the author of their road ahead

verse 18: those who are **HERE** have attained their **LEARNERS** and have access in my name because they emulate/copy me in what they do, say and believe

The background of the slide features several overlapping architectural blueprints. On the left, there are sections labeled 'SECOND FLOOR' and 'FIRST FLOOR STAIR NO 2'. At the top, there are 'DETAIL 1-1' and 'DETAIL 2-2' drawings. The blueprints are rendered in a dark blue color against a lighter, semi-transparent background that shows a blurred cityscape at night with lights.

verse 19: **DRIVE** to all places and nations and make them emulate/copy me

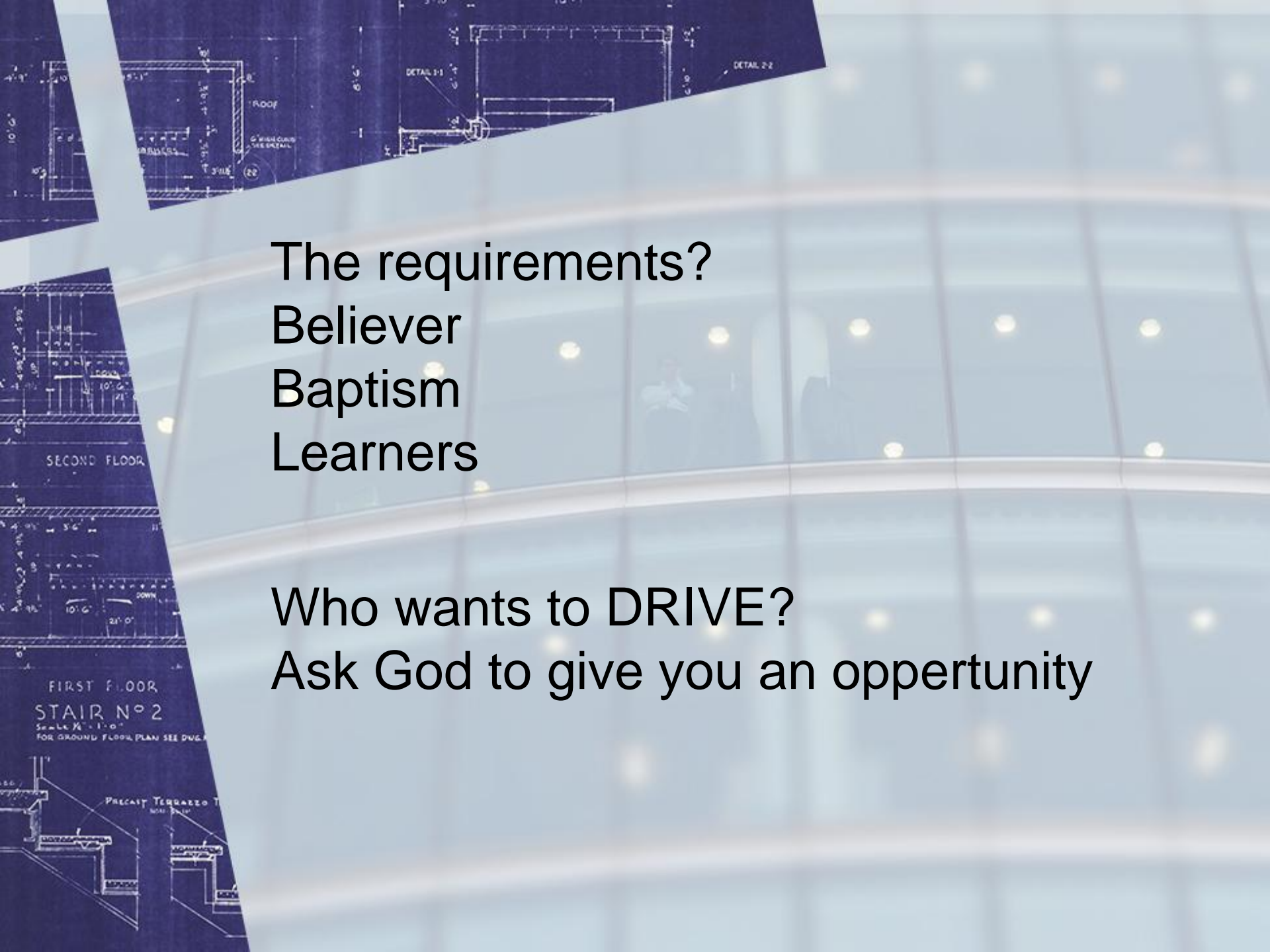
Desire - salvation/identity/knowledge

Retain scripture - renewing/know+power

Invest - time/faith/**PRAYER**/incarnate

Vision - hope/future/pointing/prodding

Ester - approach the King themselves

The background of the slide is a composite image. On the left, there are several sheets of architectural blueprints. The top sheet shows a 'ROOF' plan with dimensions and a 'DETAIL 1-1' callout. Below it is a 'SECOND FLOOR' plan. At the bottom left, a 'FIRST FLOOR' plan is visible, specifically 'STAIR NO 2' with a scale of 1/4" = 1'-0". On the right side, there is a photograph of a modern building's interior, featuring a curved glass facade and a balcony with a white railing. The building is lit up, with warm interior lights visible through the glass.

The requirements?
Believer
Baptism
Learners

Who wants to DRIVE?
Ask God to give you an opportunity